



## Appendix F for BT LE RF Test Data

**Product Name:Media Player**

**Test Model: Stix3800**

### Environmental Conditions

Temperature:	23.3° C
Relative Humidity:	53.6%
ATM Pressure:	100.0 kPa
Test Engineer:	Jay Luo
Supervised by:	Nick Peng





## F.1 RF Output Power

Condition	Mode	Frequency (MHz)	Max EIRP (dBm)	Limit (dBm)	Verdict
NVNT	BLE1M	2402	0.28	20	Pass
NVNT	BLE1M	2440	-0.54	20	Pass
NVNT	BLE1M	2480	-0.31	20	Pass
NVNT	BLE2M	2402	0.24	20	Pass
NVNT	BLE2M	2440	-0.66	20	Pass
NVNT	BLE2M	2480	-0.38	20	Pass

Condition	Mode	Frequency (MHz)	Max EIRP (dBm)	Limit (dBm)	Verdict
NVLT	BLE1M	2402	0.18	20	Pass
NVLT	BLE1M	2440	-0.56	20	Pass
NVLT	BLE1M	2480	-0.40	20	Pass
NVLT	BLE2M	2402	0.20	20	Pass
NVLT	BLE2M	2440	-0.69	20	Pass
NVLT	BLE2M	2480	-0.48	20	Pass

Condition	Mode	Frequency (MHz)	Max EIRP (dBm)	Limit (dBm)	Verdict
NVHT	BLE1M	2402	0.11	20	Pass
NVHT	BLE1M	2440	-0.63	20	Pass
NVHT	BLE1M	2480	-0.47	20	Pass
NVHT	BLE2M	2402	0.19	20	Pass
NVHT	BLE2M	2440	-0.77	20	Pass
NVHT	BLE2M	2480	-0.50	20	Pass

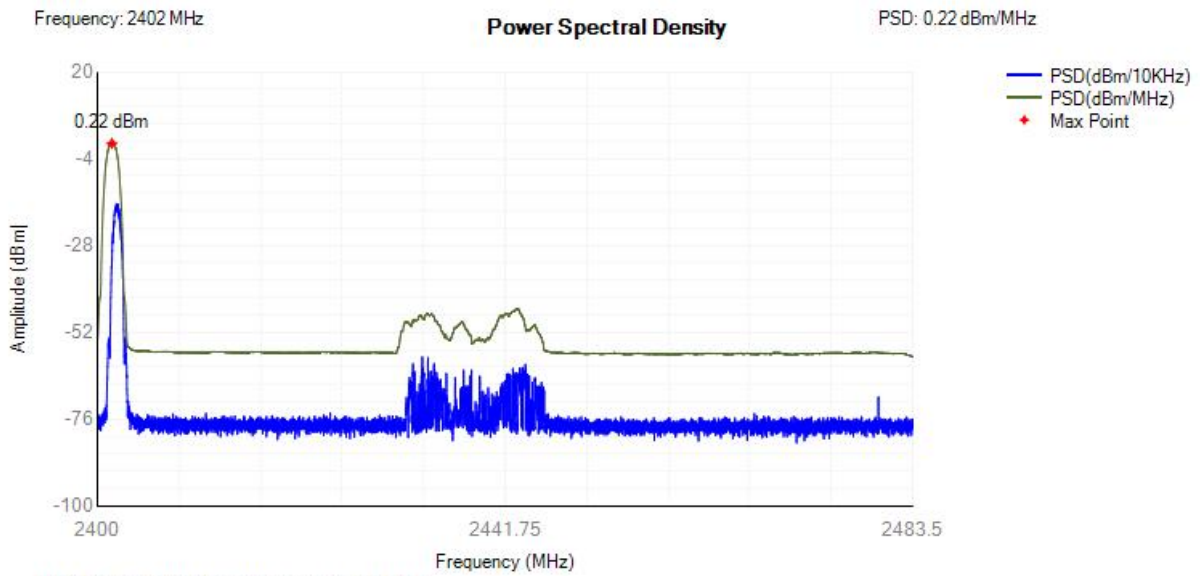




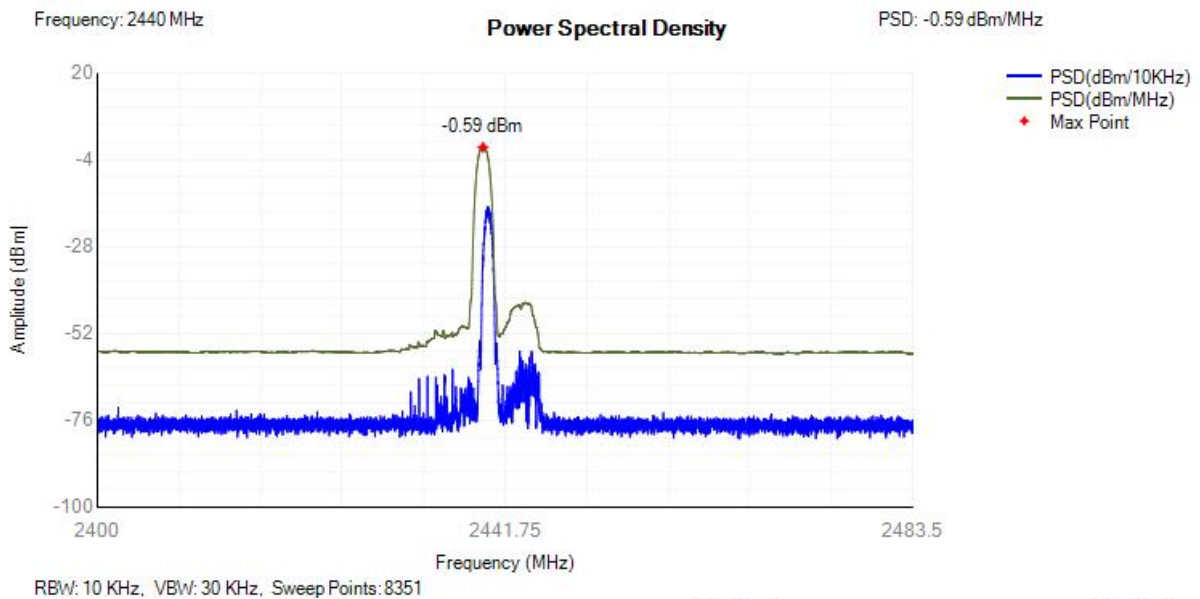
### F.2 Power Spectral Density

Condition	Mode	Frequency (MHz)	Max PSD (dBm/MHz)	Limit (dBm/MHz)	Verdict
NVNT	BLE1M	2402	0.22	10	Pass
NVNT	BLE1M	2440	-0.59	10	Pass
NVNT	BLE1M	2480	-0.36	10	Pass
NVNT	BLE2M	2402	-0.93	10	Pass
NVNT	BLE2M	2440	-1.83	10	Pass
NVNT	BLE2M	2480	-1.55	10	Pass

PSD NVNT BLE1M 2402MHz

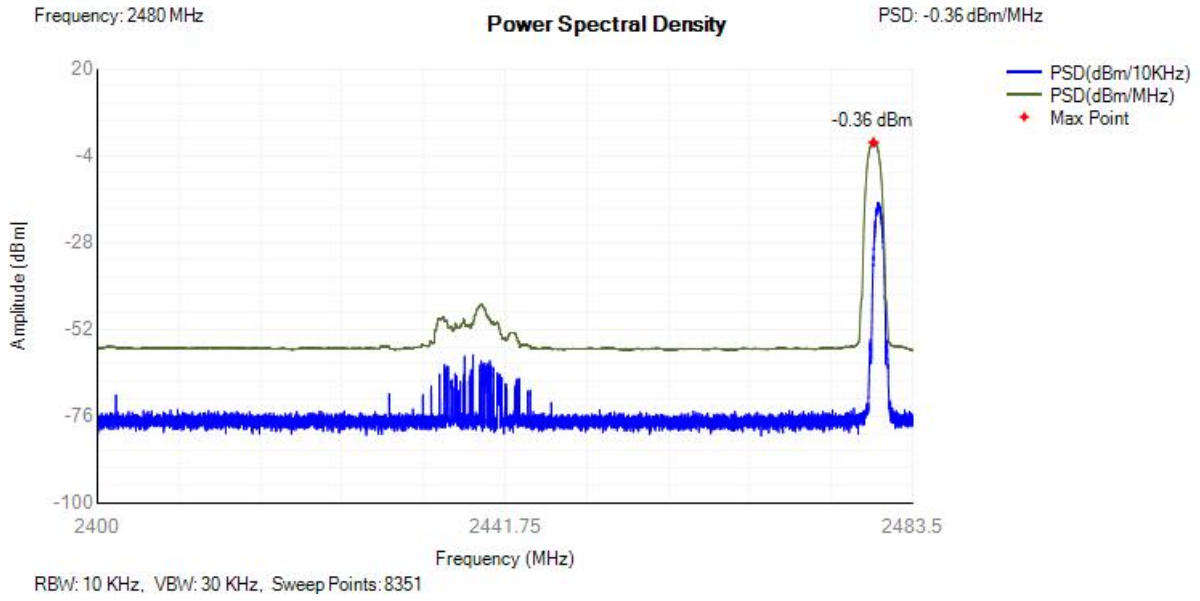


PSD NVNT BLE1M 2440MHz

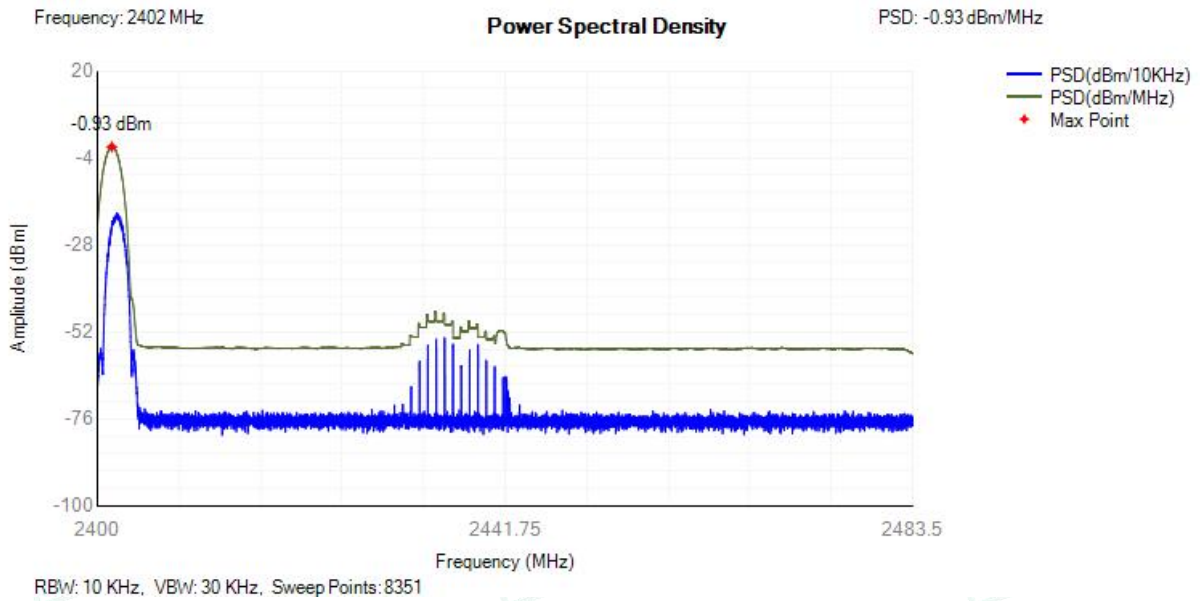




### PSD NVNT BLE1M 2480MHz

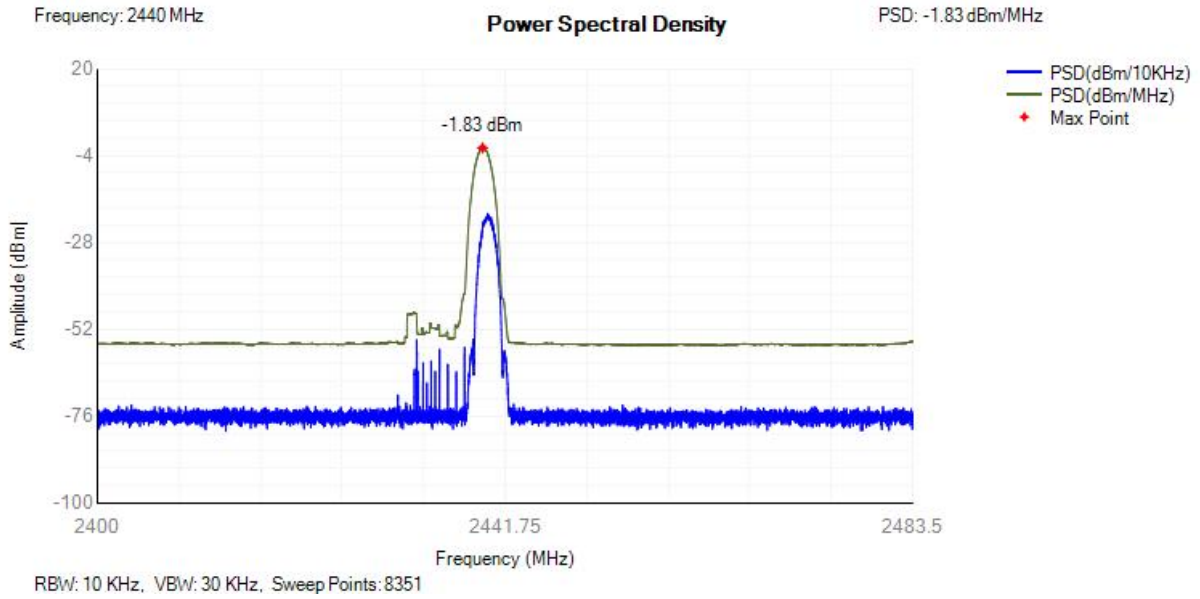


### PSD NVNT BLE2M 2402MHz

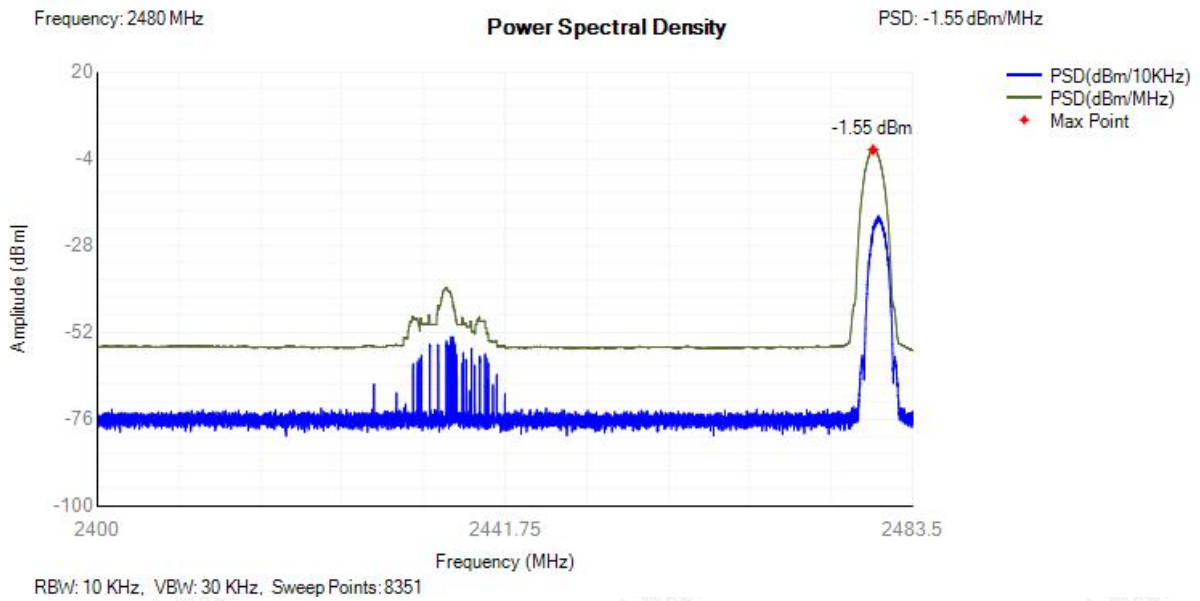




### PSD NVNT BLE2M 2440MHz



### PSD NVNT BLE2M 2480MHz

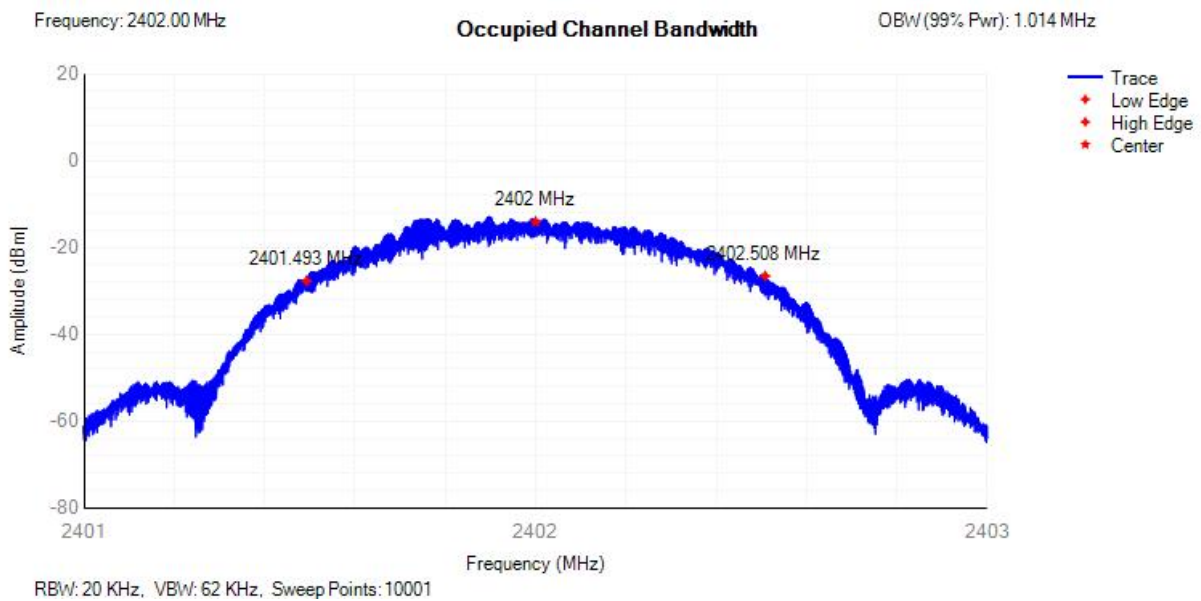




### F.3 Occupied Channel Bandwidth

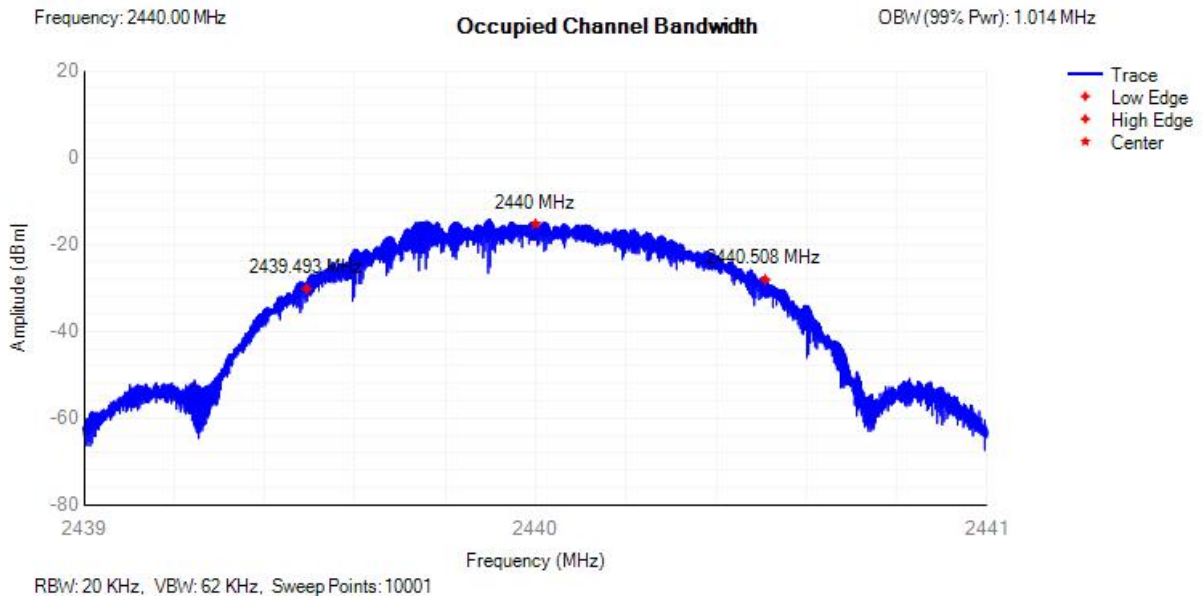
Condition	Mode	Frequency (MHz)	Center Frequency (MHz)	OBW (MHz)	Lower Edge (MHz)	Upper Edge (MHz)	Limit OBW (MHz)	Verdict
NVNT	BLE1M	2402	2402	1.014	2401.493	2402.508	2400 - 2483.5MHz	Pass
NVNT	BLE1M	2440	2440	1.014	2439.493	2440.508	2400 - 2483.5MHz	Pass
NVNT	BLE1M	2480	2479.999	1.016	2479.491	2480.507	2400 - 2483.5MHz	Pass
NVNT	BLE2M	2402	2402	2.027	2400.986	2403.014	2400 - 2483.5MHz	Pass
NVNT	BLE2M	2440	2440.001	2.027	2438.987	2441.015	2400 - 2483.5MHz	Pass
NVNT	BLE2M	2480	2480.001	2.031	2478.985	2481.017	2400 - 2483.5MHz	Pass

OBW NVNT BLE1M 2402MHz

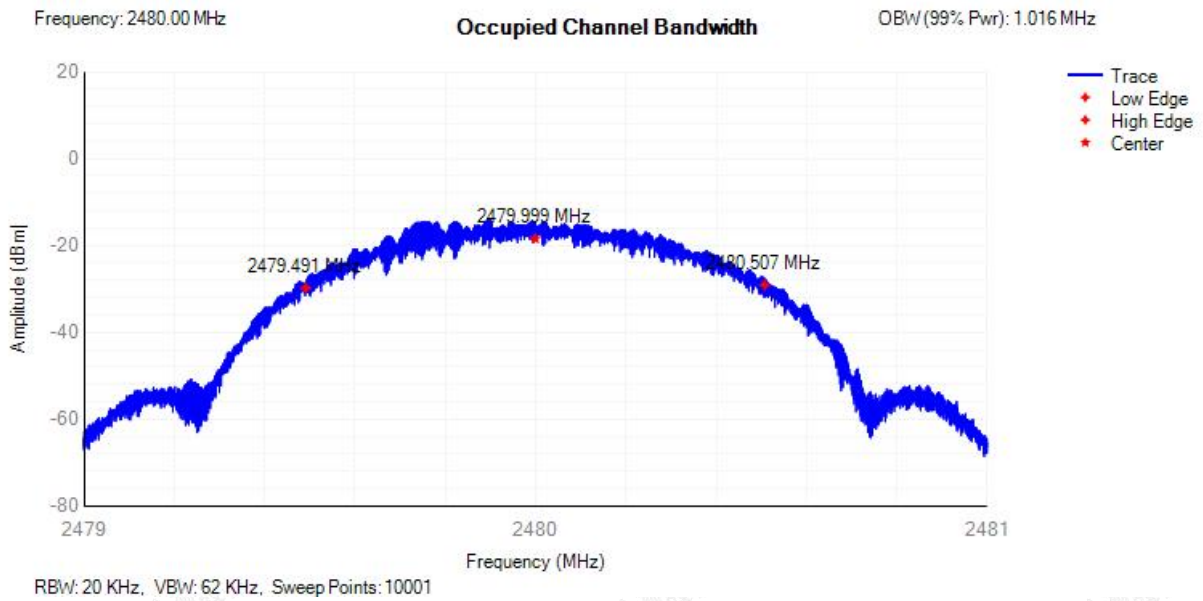




### OBW NVNT BLE1M 2440MHz

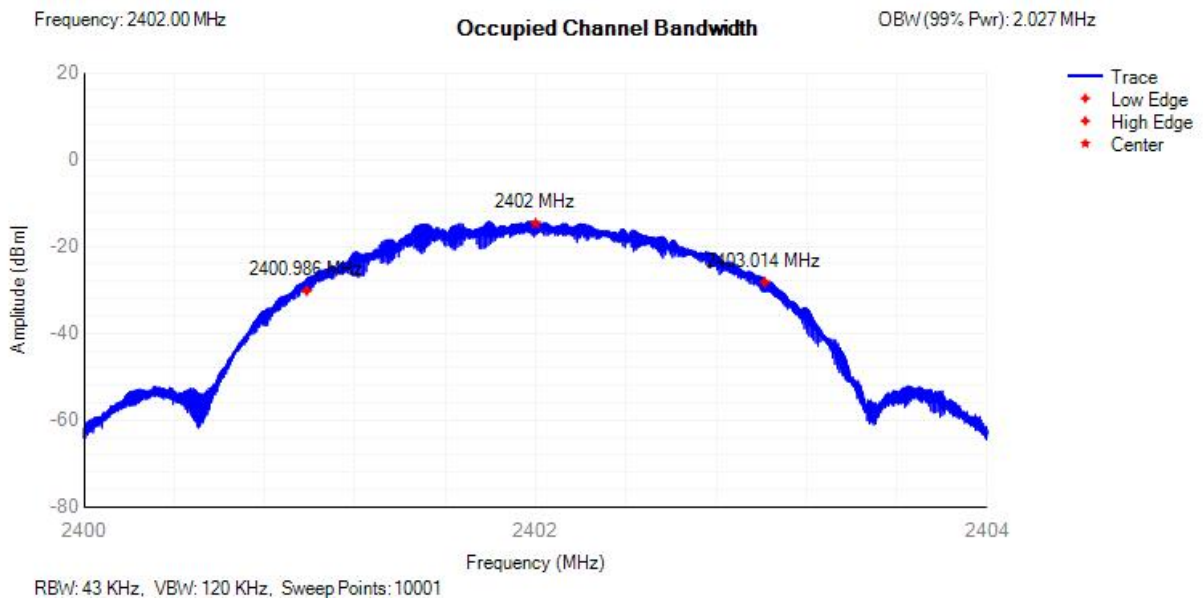


### OBW NVNT BLE1M 2480MHz

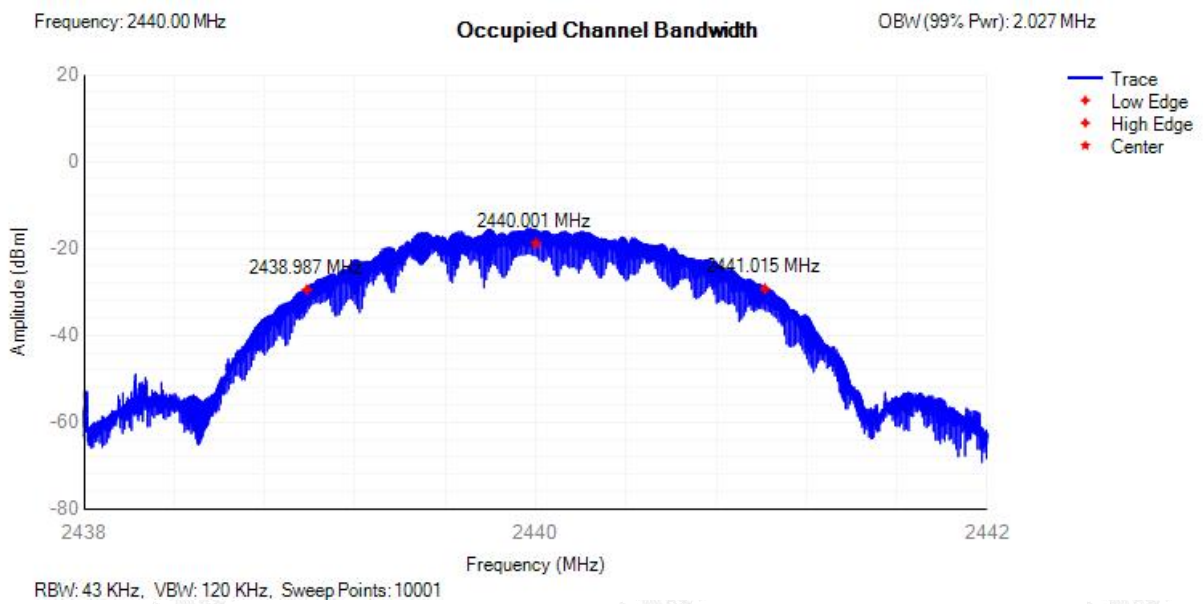




### OBW NVNT BLE2M 2402MHz

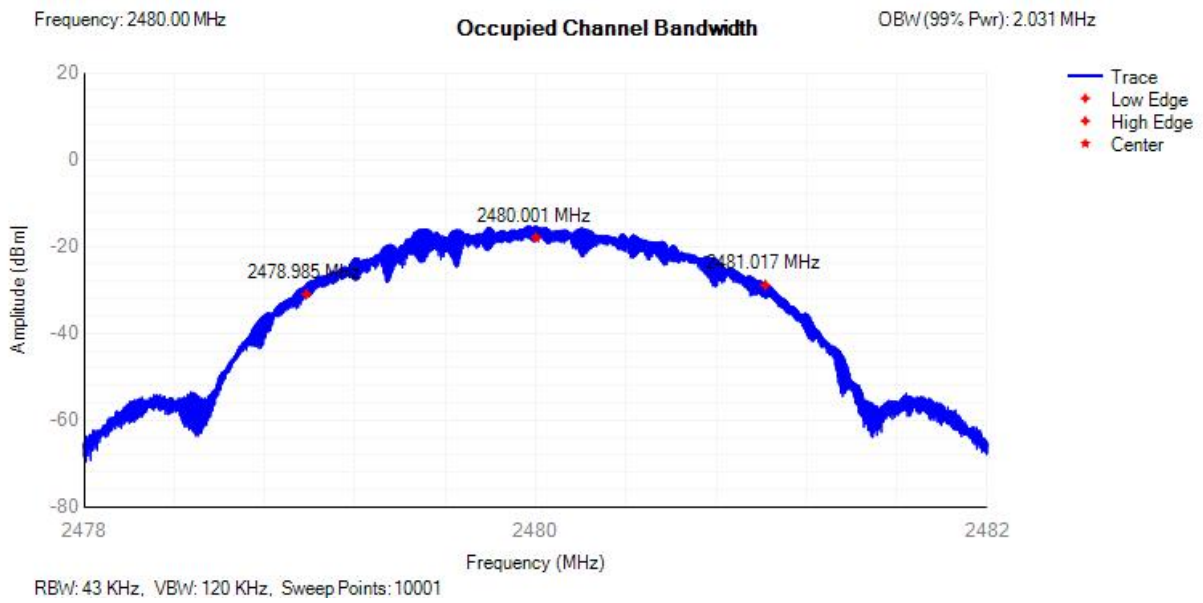


### OBW NVNT BLE2M 2440MHz





### OBW NVNT BLE2M 2480MHz

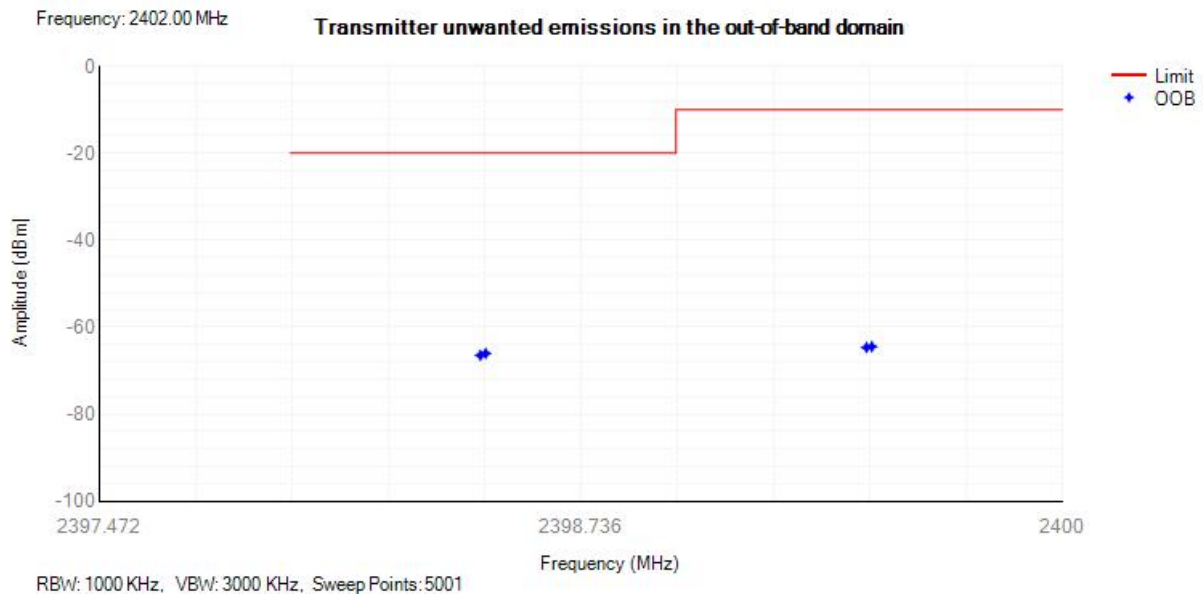




### F.4 Transmitter unwanted emissions in the out-of-band domain

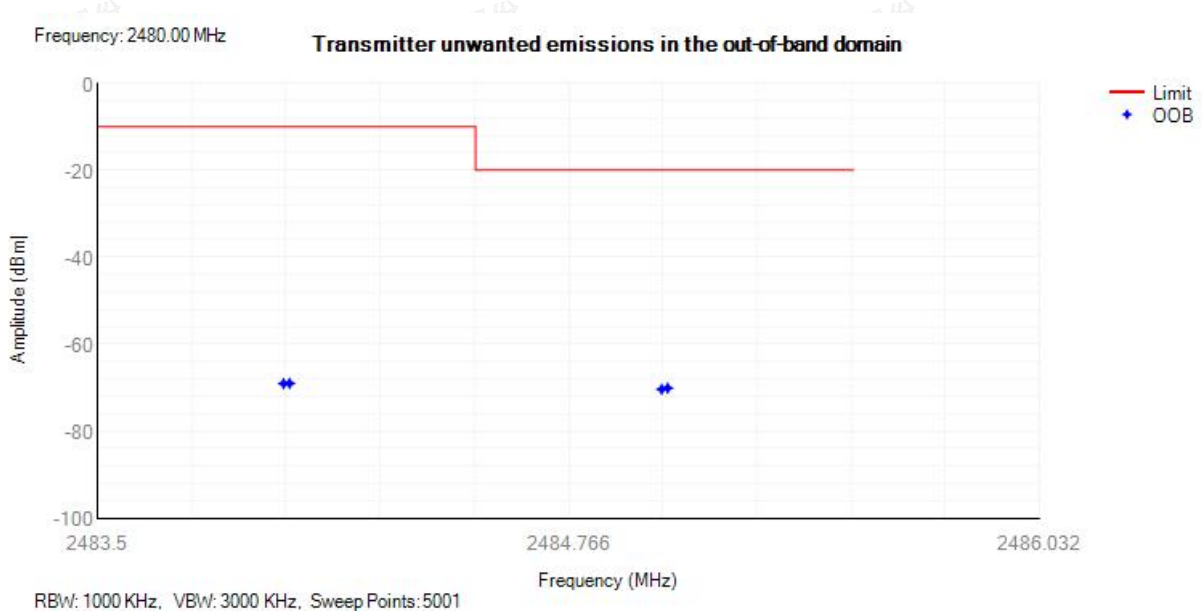
Condition	Mode	Frequency (MHz)	OOB Frequency (MHz)	Level (dBm/MHz)	Limit (dBm/MHz)	Verdict
NVNT	BLE1M	2402	2399.5	-64.46	-10	Pass
NVNT	BLE1M	2402	2399.486	-64.67	-10	Pass
NVNT	BLE1M	2402	2398.486	-66.03	-20	Pass
NVNT	BLE1M	2402	2398.472	-66.47	-20	Pass
NVNT	BLE1M	2480	2484	-69.06	-10	Pass
NVNT	BLE1M	2480	2484.016	-69.01	-10	Pass
NVNT	BLE1M	2480	2485.016	-70.37	-20	Pass
NVNT	BLE1M	2480	2485.032	-70.09	-20	Pass
NVNT	BLE2M	2402	2399.5	-45.52	-10	Pass
NVNT	BLE2M	2402	2398.5	-68.31	-10	Pass
NVNT	BLE2M	2402	2398.473	-68.59	-10	Pass
NVNT	BLE2M	2402	2397.473	-70.59	-20	Pass
NVNT	BLE2M	2402	2396.473	-71.54	-20	Pass
NVNT	BLE2M	2402	2396.446	-71.38	-20	Pass
NVNT	BLE2M	2480	2484	-70.73	-10	Pass
NVNT	BLE2M	2480	2485	-70.58	-10	Pass
NVNT	BLE2M	2480	2485.031	-70.85	-10	Pass
NVNT	BLE2M	2480	2486.031	-73.12	-20	Pass
NVNT	BLE2M	2480	2487.031	-72.95	-20	Pass
NVNT	BLE2M	2480	2487.062	-72.36	-20	Pass

Tx. Emissions OOB NVNT BLE1M 2402MHz

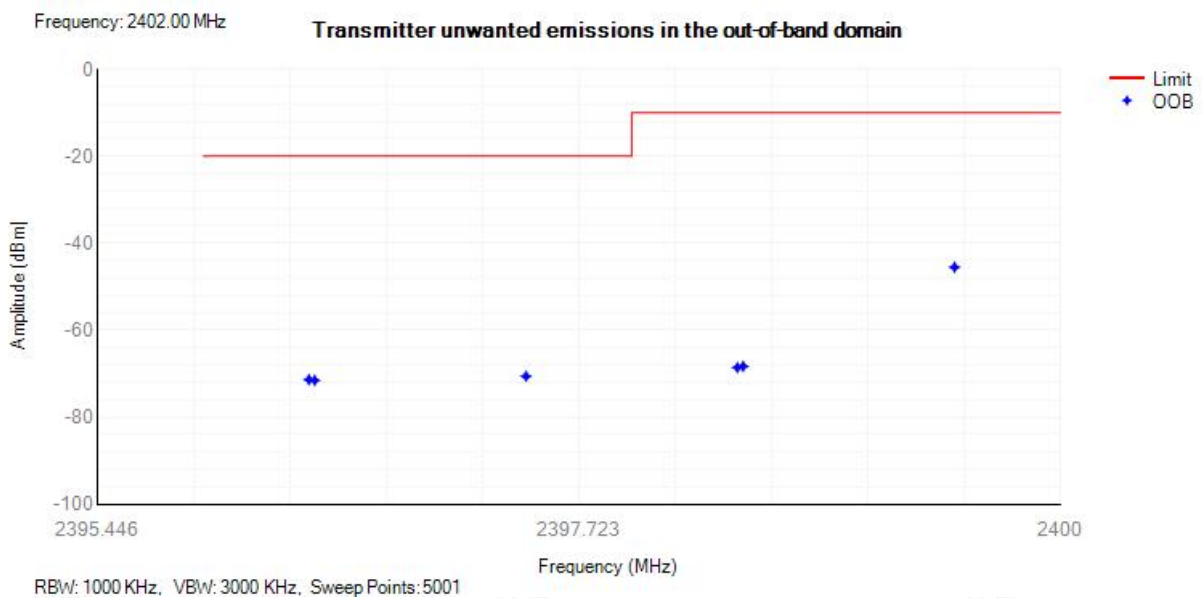




### Tx. Emissions OOB NVNT BLE1M 2480MHz

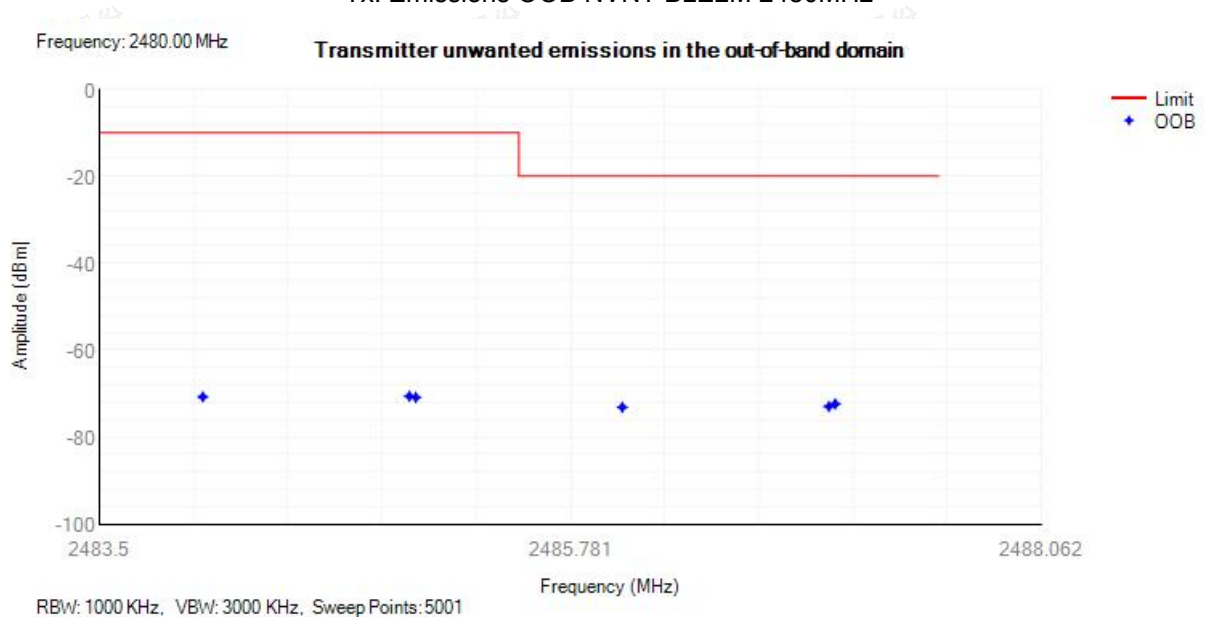


### Tx. Emissions OOB NVNT BLE2M 2402MHz





### Tx. Emissions OOB NVNT BLE2M 2480MHz

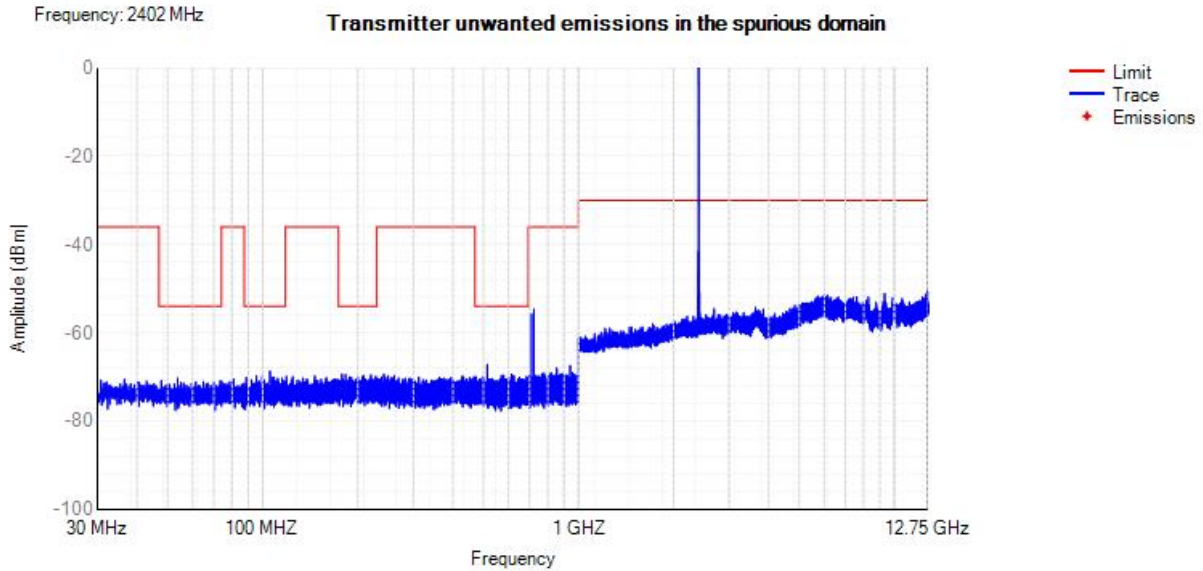




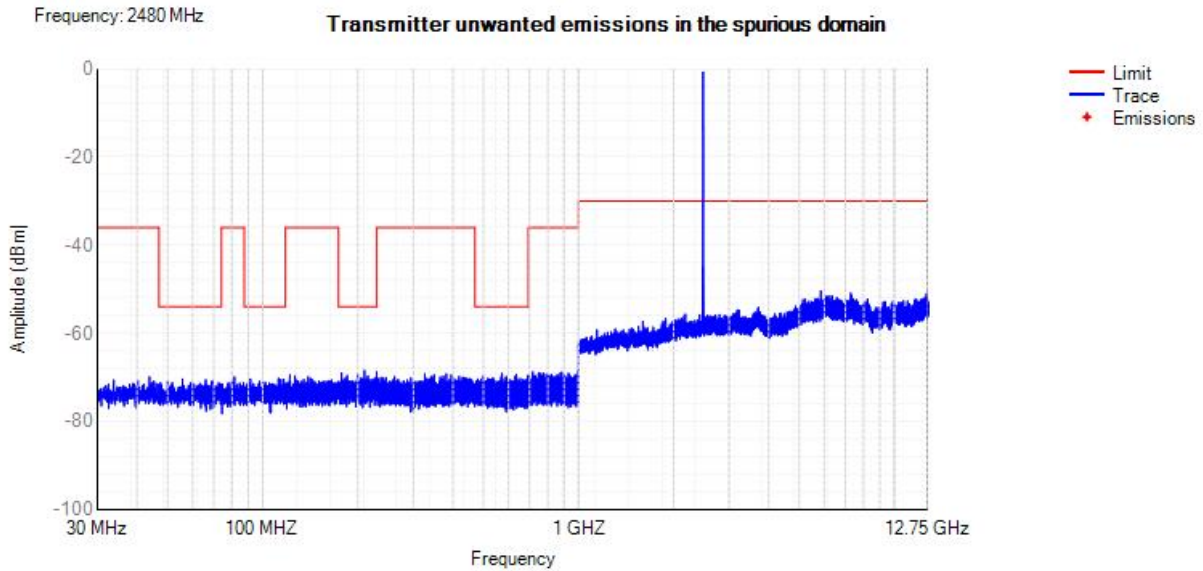
### F.5 Transmitter unwanted emissions in the spurious domain

Condition	Mode	Frequency (MHz)	Range	Spur Freq (MHz)	Spur Level (dBm)	Limit (dBm)	Verdict
-----------	------	-----------------	-------	-----------------	------------------	-------------	---------

Tx. Spurious NVNT BLE1M 2402MHz

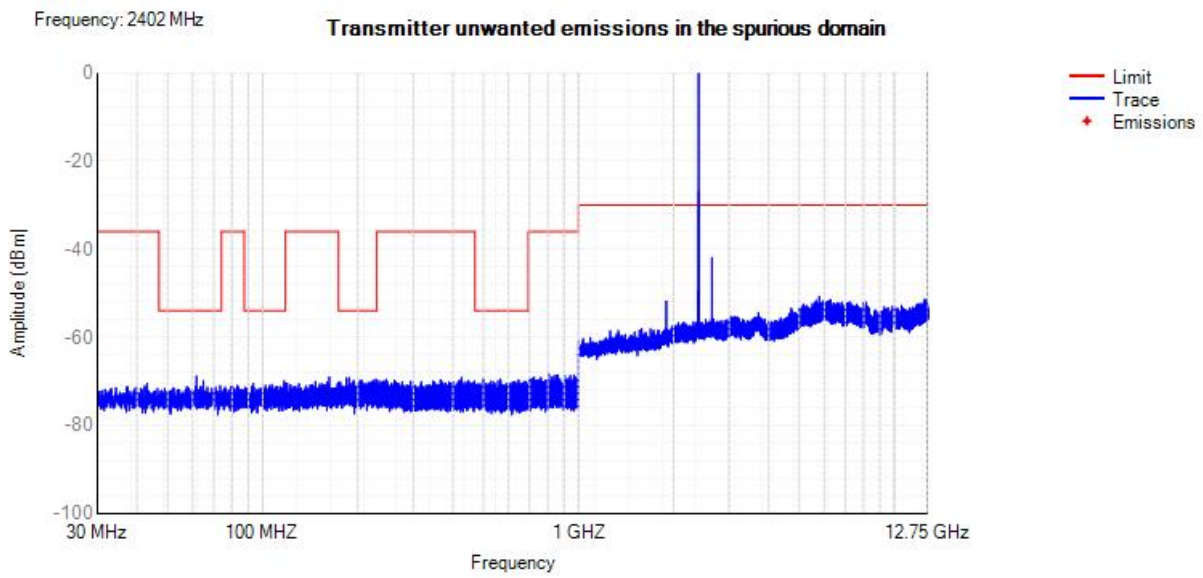


Tx. Spurious NVNT BLE1M 2480MHz

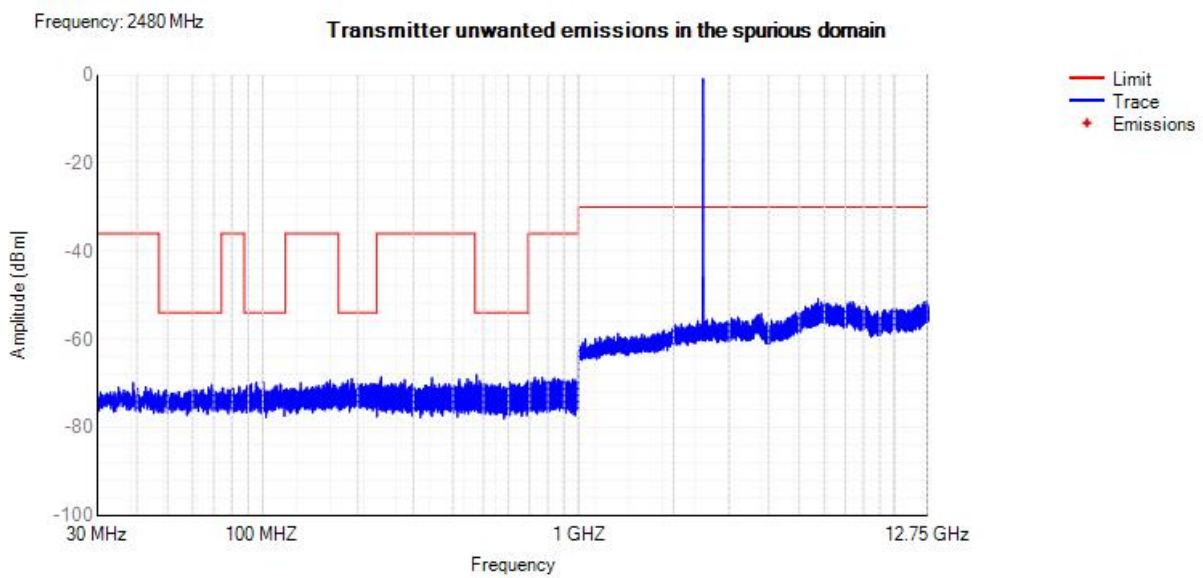




### Tx. Spurious NVNT BLE2M 2402MHz



### Tx. Spurious NVNT BLE2M 2480MHz

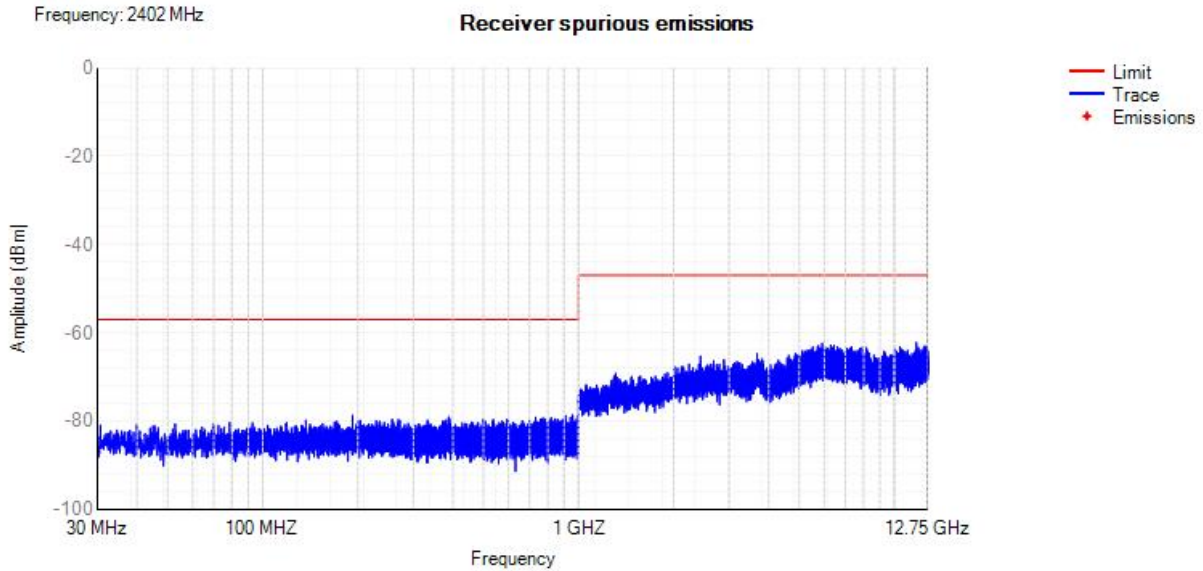




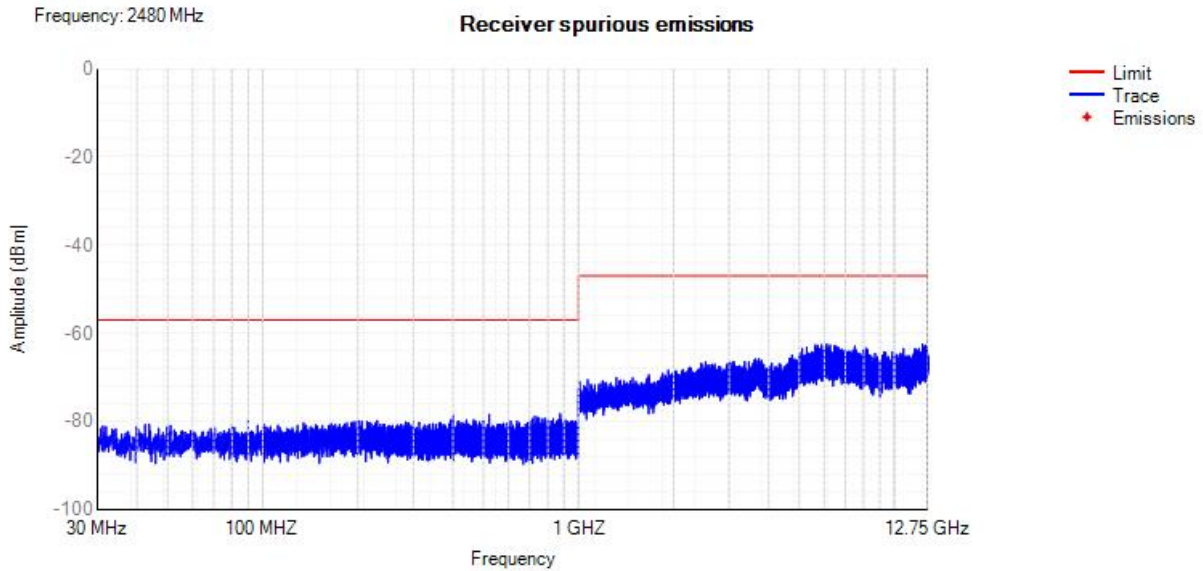
### F.6 Receiver spurious emissions

Condition	Mode	Frequency (MHz)	Range	Spur Freq (MHz)	Spur Level (dBm)	Limit (dBm)	Verdict
-----------	------	-----------------	-------	-----------------	------------------	-------------	---------

Rx. Spurious NVNT BLE1M 2402MHz

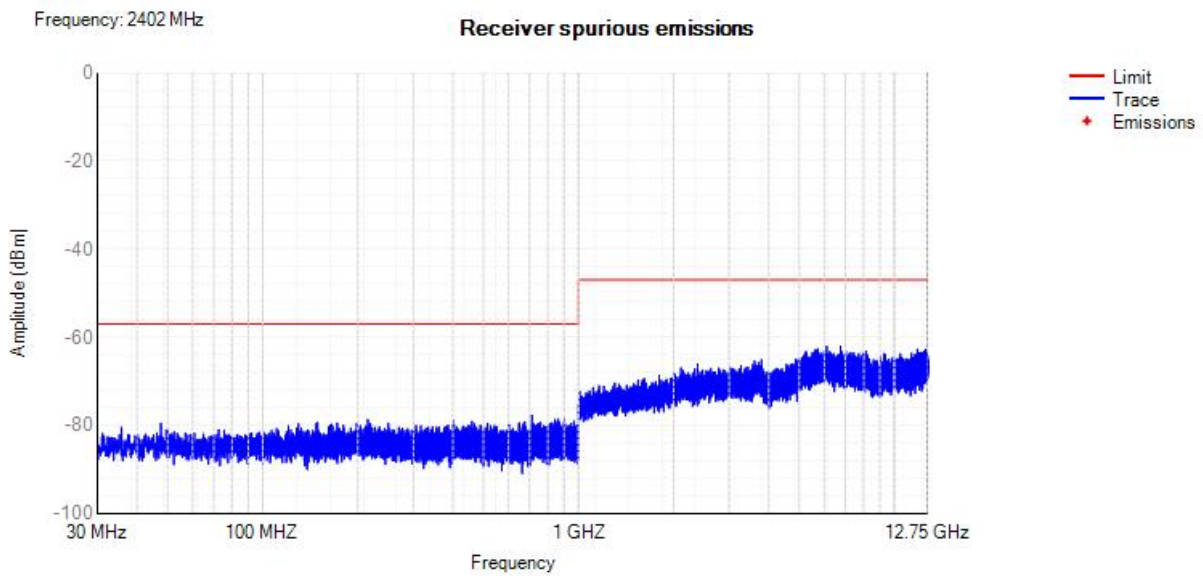


Rx. Spurious NVNT BLE1M 2480MHz

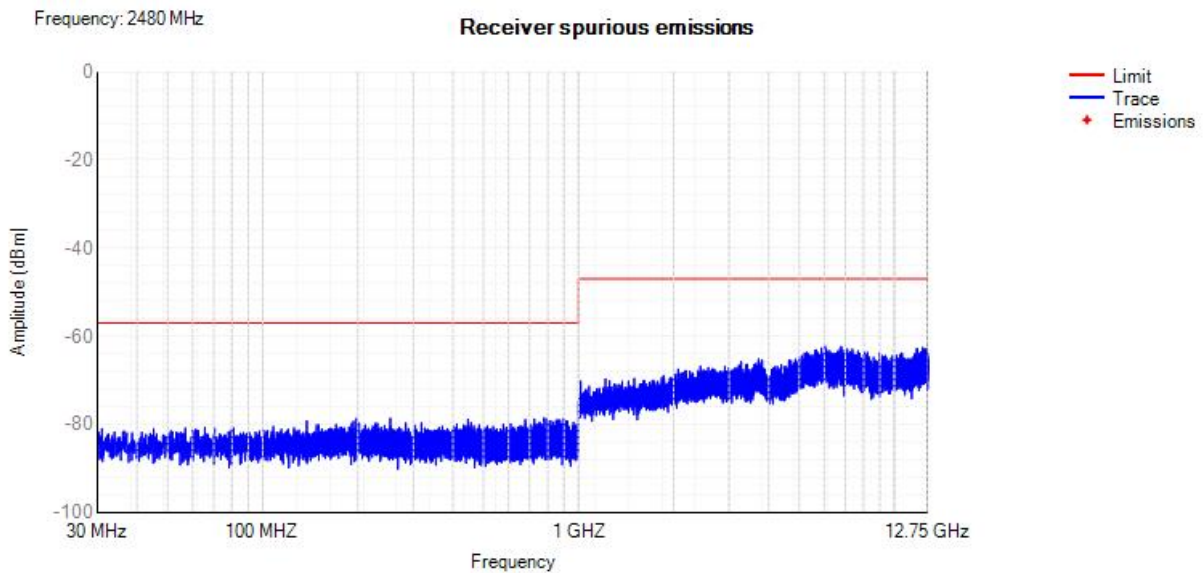




### Rx. Spurious NVNT BLE2M 2402MHz



### Rx. Spurious NVNT BLE2M 2480MHz





### F.7 Receiver Blocking

Test Mode	Test Channel (MHz)	Wanted Signal Mean Power from Companion Device (dBm)	Blocking Signal Frequency (MHz)	Blocking Signal Power (dBm)		Type of Blocking Signal	PER(%)		Test Result
				Test Value	Limit		Test Value	Limit	
BLE1M	2402	-69	2380	-19	≥-34	CW	1.98	10	Pass
			2504	-27	≥-34	CW	2.24	10	Pass
			2300	-23	≥-34	CW	2.44	10	Pass
			2584	-24	≥-34	CW	3.45	10	Pass
	2480	-69	2380	-26	≥-34	CW	1.33	10	Pass
			2504	-24	≥-34	CW	1.56	10	Pass
			2300	-29	≥-34	CW	1.95	10	Pass
			2584	-26	≥-34	CW	2.88	10	Pass

Test Mode	Test Channel (MHz)	Wanted Signal Mean Power from Companion Device (dBm)	Blocking Signal Frequency (MHz)	Blocking Signal Power (dBm)		Type of Blocking Signal	PER(%)		Test Result
				Test Value	Limit		Test Value	Limit	
BLE2M	2402	-66	2380	-19	≥-34	CW	1.97	10	Pass
			2504	-28	≥-34	CW	3.84	10	Pass
			2300	-21	≥-34	CW	3.34	10	Pass
			2584	-23	≥-34	CW	3.52	10	Pass
	2480	-66	2380	-26	≥-34	CW	1.16	10	Pass
			2504	-23	≥-34	CW	3.25	10	Pass
			2300	-28	≥-34	CW	2.88	10	Pass
			2584	-25	≥-34	CW	2.75	10	Pass

